

Bath and nursing appliances.



Bath and nursing appliances.


The demands on the nursing branch have highly grown. The relatives want to see their family members well looked after in the retirement and nursing homes – the competition between the homes has become stronger. Medical Wellness proves its worth all over the world. Persons in need of care get spoiled and at the same time it represents a great attraction in the institution.

Trust in Trautwein: we are **experts in bath and nursing appliances** since 1928. We perfect our products in constant cooperation with nursing homes, hospitals and therapists. The in-house development department provides for the best available technology and security in our products. Innovations and a lot of patents as well as a large number of clients stand for our high quality level.

Our multifunctional product range is equipped for the bathing of people in need of care in a human way – and to spoil them. Our special nursing tubs offer an extensive well-feeling experience, on demand with the wellness module for seniors. Feel the pats on your soul and the technology for the senses.

Please find latest information and innovations on **www.trautwein-gmbh.com**.

For all appliances, you will find in the general catalogue pre-assembly drawings and detailed technical descriptions. The colors of tubs, cushions and claddings are available according to the Trautwein color chart without extra charge.



HIGHEST QUALITY.

If everything's perfect, then you are most likely using Trautwein products. The high demands we place on ourselves are your guarantee for dependability and effectiveness. The drive technology of our nursing tubs is thousands of times well proven. A very decisive point for Trautwein products is the high-grade material for a long-life cycle. Trautwein uses high-quality fittings from Hansgrohe, **tub bodies are made of acryl.**

MADE IN GERMANY.

Trautwein GmbH is a worldwide active family enterprise. We are specialized in the production of tubs and products for the professional application in the field of nursing, physical therapy and wellness. **We manufacture the tub bodies ourselves.** Our expert knowledge serves for products with well thought out design and excellent technology.

Contents.




Nursing tub
Balance & Residenz 6



Nursing tub
Rügen 8



Nursing tub
Santa-Bad® 10
Samarit 12



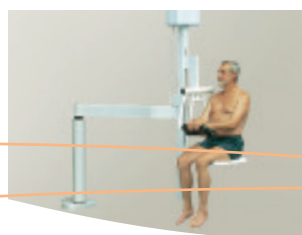
Floating couch
Thermo-Spa 13



Hoist Elli 16



Shower trolley 17



Pool-hoist 18

LOW FOLLOW UP COSTS.

Our technology is proven and tested for decades. It is solid and robust. For Trautwein nursing tubs no safety control is necessary. You find spare parts for Hansgrohe fittings all over the world. **The service for the fittings can be done economically** by the building service provider. This ensures low follow-up costs for service and maintenance.

SIMPLY TRY IT OUT.

Let the amazing quality of our products convince you. You can try out our nursing products at our head quarter in Emmendingen (Baden-Württemberg) and at the premises of our distribution partners. We would be happy to tell you which distribution partner is the nearest to you. Simply give us a call and make an appointment with no obligations on **Tel. +49 (0) 7641 – 46 77 30.**


Caress for the senses.

e.g. nursing lift tub type RÜGEN



For a more intense experience of relaxation, all Trautwein tubs can be equipped with the **Wellness module** including sound wave massage and chromotherapy. Wellness for seniors brings a new quality for life and has a well doing effect on the senses. The bather's complete sensory perception is noticeably activated. It performs a very effective micromassage of all cells and influences the mind favourably – a factor which is also well perceivable beyond the bathroom. Well thought out details like check mark for a lifter, the inlet shell for noise reduced filling and the integrated tub shorter help with the care.

The colour light spots without rosette are seamlessly,
v smoothly and hygienically integrated in the tub body.



COLOUR LIGHT (OPTION).

The **seamless integrated**, pure spectral and flicker-free LED spots colour the bathwater with alternating rainbow colours. This colour light has a relaxing and energizing effect. The light can also be adjusted to a single colour.

The importance of light is shown in the phenomena of **winter depression and spring fever**.

SOUNDWAVE MASSAGE (OPTION).

The bather dives into a world of sound. The tub doesn't need **any loudspeakers; the tub itself is the loudspeaker**. The bather hears the music and feels the sound waves in every fiber of the body. Thereby, an effective micro massage of all cells and tissues is accomplished and the psych enhanced. The whole sensor and motor function is activated and revitalized.

To be on the safe side – with Trautwein.

The tubs made out of **high quality acrylic material** are seamlessly deep-drawn in our tub manufactory. The material is coloured, easy to maintain and keeps its brilliant shine and smooth surface even after decades. Even an old and dull tub can be refurbished to a superb condition just by simple polishing. Our top of the line models are made out of acrylic material we grant **10 years of warranty** against capillary cracks on the tub body without additional maintenance effort. On the solid drive technology we grant **5 years of warranty**.

Model BALANCE, with floor mounting, lifter accessible from 3 sides.



The oil dispersion shower head > can be connected to any conventional shower hose.



OUR QUALITY AND INNOVATIONS...

revolutionize our industry. As first manufacturer, we used light within a nursing tub and made the tub itself a resonating body. Our products do not have loudspeakers; by using a special technique we make the tub an oscillating and sound generating loudspeaker. The driving technology of our nursing lift tubs has already been effectively used and **proven thousandfold**.

AROMA THERAPY & OIL DISPERSION BATH.

By adding bath additives to our nursing tubs, your bathing experience turns into a real feast for the senses. With the **oil dispersion bath**, high quality oils get atomized and added to the bath water by means of a special swirling technique. The skin gets spoiled and nurtured. The result is a velvet and silk like soft skin. **Creaming up after the bath can be omitted**; the work of the staff can be disburdened.

Nursing lift tubs Balance & Residenz.

Model BALANCE, with floor mounting without support foot, lifter accessible from 3 sides.



OPTION: HYDROXEUR®-MASSAGEJETS.

40 air-/water jet nozzles massage **as quiet as a whisper** with the unique Hydroxeur®-principle. An extraordinary treatment with a high therapeutic effect. It involves air being injected directly into the water pipes. The surge bath emits fine swirls and eddies that create millions of tiny air bubbles. These bubbles mix our fragrant additives, with the water creating a pleasant **inhalation and aroma therapy**. The air is intensely intermixed and remains for minutes in the oxygenated water,

creating an unique, aromatic champagne effect. Using our Hydroxeur®-principle all air and water nozzles are supplied through a single canal system, cleaning and disinfection of the **water and air** is thereby effected simultaneously. The PROFESSIONAL SPA bathing additives with the scents chamomile, mint and lemon, rosemary and mountain pine make the nursing bath a professional wellness area.



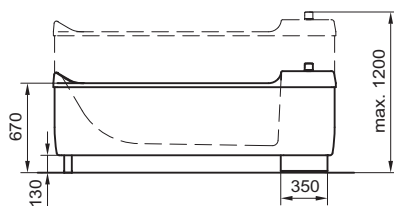
Design meets functionality.

The nursing lift tubs **BALANCE & RESIDENZ** combine the requirements of a professional nursing environment with well thought out functions and attractive design. The extendable shower head as well as the noise reduced cascade inlet provide for an appealing visual appearance.

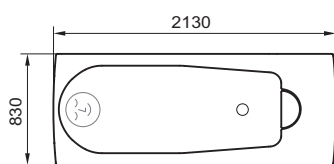
Model RESIDENZ with support foot.



Mountings with extendable >
shower head & thermostat,
disinfection available as option.



Support foot only für Residenz



Dimensions Balance & Residenz

Cascade filling. >



HIGHEST NURSING COMFORT.

The free placement without floor mounting of the model Balance enables an **optimal handling with patient lifting devices** and an **easy access for thorough cleaning** under the tub. The model Residenz has the same form with floor mounting. The wide, deep and ergonomically shaped tub body also provides enough space for taller persons. The head thereby rests in a comfortable elevated position.

EQUIPMENT VARIANTS.

Many options, e.g. wellness module, integrated disinfection, automatic filling, excenter drain and overflow, handles, wall connection hose for waste water, special colours are available. The standard equipment is the same as with the model Rügen. Please let us know your wishes, we will send you an appropriate offer.

Nursing tub Rügen.

Model RÜGEN at nursing level.



STANDARD EQUIPMENT RÜGEN.

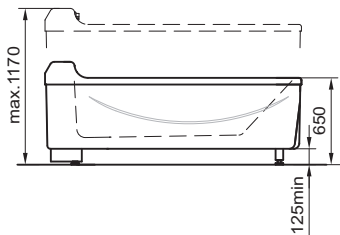
- > Continuous electric height adjustment with pneumatic manual switch.
- > Tub body made of **high-grade acrylic material.**
10 years of warranty against capillary cracks.
- > High performance Hansgrohe thermostat, 48 l/min.
- > Tub drain 1 1/2", 2 1/2" optionally available.
- > Tub shortener, head rest, oil dispersion bath.
- > Also suitable for other hoist manufacturers.

OPTIONS.

- > Wellness module for seniors with sound wave massage and chromotherapy.
- > Attached disinfection device with showerhead.
- > Cladding with bamboo.
- > Automatic filling device.
- > Available with or without handholds.
- > Also available as ward high-level tub.
- > Emergency lowering button.

Comfort within a small space.

The bather feels equally comfortable in the **model RÜGEN**, since the inner shape of the tub is generously measured with **compact outer dimensions**. The tub is equipped with feet instead of floor anchoring. The continuous height adjustment allows for a back-friendly work posture for the staff. The docking marks for the hoists, the shell-shaped inlet for a silent filling and the tub shortener provide also for an optimal comfort.



Dimensions Rügen

Rügen in lower position. >
Alternatively >>
available with
low-priced
surface-mounted
fittings.

Model RÜGEN with bamboo cladding.




Used with lifter and couch. >
Disinfection device. >>

WALL FIXED CONNECTIONS HEAD END.

In newly built houses we recommend the placement of the tub in a way that the resident has a viewing direction into the room. For nursing tubs which should be connected to already existing connections on or in the wall, we recommend the "wall fixed connection head end". The water connections are here installed from the mountings within the tub to the head end. Thereby, **the bather can look relaxed into the room**.

Santa-Bad® & Samarit.

SANTA-BAD® with standard equipment.



FUNCTIONING.

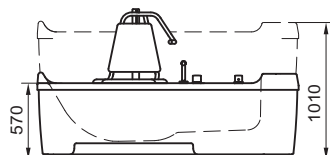
When the user gets into the Santa-Bad® or the Samarit, the tub is already filled with water. The bather sits down on the **integrated seat at chair height level** and turns in longitudinal direction of the tub. The seat remains always at the same height. Then, the tub is lifted up to the nursing height by air control and the seat gently immerses into the water. After the bath, the tub is driven down and the bather is lifted out of the water. **Waiting periods**

as with tubs with a door can be omitted, as getting in and out of the tub can happen when the tub is filled with water. In the Samarit and Santa-Bad®, healthy people can bath equally easy as handicapped people. You can see the functional principle of the Santa-Bad® in a short film on our homepage.


Multifunctional use with a twist.

The **SANTA-BAD®** and **SAMARIT** are **lift tubs for multifunctional use** with an integrated, but detachable seat. For bathing guests who have difficulties with a conventional tub, these tubs are a good alternative, since it is easy to get on / off.

The big advantage is that mobile users can **bath independently** and that the nursing staff is thus **disburdened**. Without seat the Santa-Bad® is a normal nursing lift tub that can be used with a mobile seat hoist. It is an intelligent alternative to tubs with lateral door to be opened upwards. The Santa-Bad® is the multifunctional solution with comfort and design for home and ambulant care as well as for care in nursing homes.



Dimensions Santa-Bad®



If desired, the Santa-Bad® can be delivered with cladding in wooden design.



The seat can be easily removed with a single hand movement.



Due to the possible lifter access, the Santa-Bad® and the Samarit can be used like a conventional nursing lift tub together with a mobile hoist.



The nursing staff can work in a back-friendly posture when they take care of bathers who need support.

AROMATHERAPY & OIL DISPERSION BATH.

By adding aromatic bath additives, the bathing pleasure turns into a feast for the senses. The oil dispersion bath from Trautwein provides an especially nurturing bath pleasure. By means of a special swirling technique high quality oils get atomized and added to the bath water. This process provokes a thousandfold expansion of the oil surface so that it can be absorbed intensively by the skin. **Moisturisation after the bath can be avoided**, the nursing staff is thereby relieved.

SPECIFICATIONS.

- > Cascade inlet for noise reduced and fast filling.
- > Pilot air valve for the functions tub filling, hand shower and stop, tub body made of **high quality acrylic material, 10 years of warranty against capillary cracks.**
- > Thermostat with scald protector, nominal performance 48 l/ min.
- > Hand shower for showering and cleaning of the tub.
- > Rotatable handle available as option.

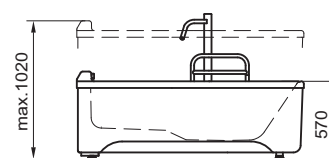
Nursing tub Samarit.

Nursing lift tub SAMARIT

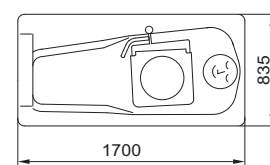


The height adjustable nursing tub **SAMARIT** is the **compact version** of the Santa-Bad®. Its short design is ideal for cramped premises or private homes. With its **unique functionality**, it guarantees a problem free getting in and out of the tub for bathers, which have difficulty with usual bathtubs. The comfortable Samarit is equipped with an integrated seat and is the advantageous alternative to tubs with a door. The tub is already filled with water when getting in – waiting periods can be omitted. The bather simply sits down onto the **rotary seat**. Then the tub gets lifted. At the end of the bath the tub is lowered and the bather on the rotary seat is taken out of the water.

<< Ideal for small rooms,
here with back support
< Samarit at nursing level



<< Simple move of the
bather as the tub
is at chair height.
< Back-friendly work:
Samarit at nursing level



Dimensions Samarit

TV EXPERIENCE.

The height-adjustable nursing tub Samarit is the only one with TV experience! It has been installed in the house of a woman with an amputated leg within the scope of the TV show "Einsatz in 4 Wänden – spezial". The Samarit has been selected due to its unique mode of operation and eases now considerably the everyday life of the happy owner. It spoils in addition with chromotherapy and sound wave massage.

SPECIFICATIONS / OPTIONS.

- > Continuous electric height adjustment.
- > Tub body made of **high quality acrylic material**, **10 years of warranty against capillary cracks**.
- > High performance Hansgrohe thermostat, 48 l/min.
- > Mobile pneumatic manual switch for lifting and lowering.
- > Ergonomically shaped tub (105 liters).
- > Seat can be removed by a single hand movement for use without a seat. Backrest available as option.

Floating couch Thermo-Spa.

THERMO-SPA design cladding grayish black with bamboo and ambient lighting (Option)



Floating couch in the senior citizen center St. Johannes in Warburg
Architect: Matern & Wäschle Pictures:
Lukas Roth, Cologne

EFFECT OF THE FLOATING COUCH.

- > Warm-up and relaxation of the muscles.
- > Enhanced blood flow (Reduced cold).
- > Relief of joints, hips, spine and the whole skeleton.
Pain can be reduced.
- > Very positive effects on e.g. dementia, depression, sleep disturbance, uneasiness and physical tension. Spasticity can be loosened as well as better flexibility and relaxation could be shown.

NEW WAYS IN CARE.

Dry floating on the floating couch leads to a deep state of relaxation, without getting wet. The treatment is simple and comfortable, as undressing, toweling and dressing can be omitted. This relaxation proposition can be offered several times per week. Ideal for nursing homes where predominantly showering is applied.

Floating couch Thermo-Spa.

THERMO-SPA with white standard cladding



CLADDING / DESIGN.

Standard cladding in white or black available.

Design cladding (see picture page 13) according to Trautwein colour chart, if desired with bamboo and optional ambience-lighting .

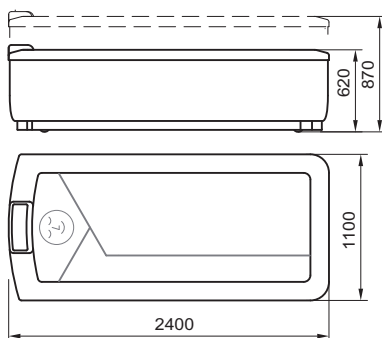
If desired, the floating couch is **accessible with lifter systems**.

FLOATING ON SOUNDS (OPTION).

The **well-being module Concerto** completes the wellness experiences: music pampers the ears while sound waves massage the body. All the water contained in the bed is gently vibrating; so that the sound waves can be heard and felt. Additional loudspeakers are not necessary as the tub itself is a loudspeaker. A heavenly feeling.

Highest lightness.

Floating – the body becomes very light. Weightlessness spreads slowly throughout the body. Surrounded by **relaxing warmth**, a primordial feeling of secureness frees body and mind. **Soft sounds** reach the ears, and **harmonious vibrations** are perceived with all the senses. Physical afflictions and everyday worries seem to melt away. Even before we are born, we experience something very special in the warmth of the womb. The **THERMO-SPA** lets the patient feel absolutely secure and **weightless**, because he is floating; only separated by a foil, cosy and warm water. Only 1/7 of the body weight is perceived. Depending on the configuration the bed spoils in addition with sound wave massage, breathing rate vibrations and AquaJet-Massage. **Also the nursing staff can use the Thermo-Spa for relaxation.** The massage module AquaJet prevents spinal and back disorders, the lightness feeling degrades stress and brings about new power for the daily challenges. The Lady-Spa with its smaller dimensions has been created especially for smaller rooms.



Dimensions Thermo-Spa

Option: threepart massage >
overlay for manual treatments
For self-service a >>
overhead control unit is available

If requested, we can send you the moving report about experiences in the Center of psychiatry in Emmendingen

Option: Colour light module Aura



BREATHING RATE VIBRATION.

The breathing rate vibration transports guests into a complete state of relaxation. Their breathing intuitively adapts to the preset rhythm of the well-being module. In harmony with the body, the soothing impulses ensure a deeply relaxing experience, even for persons who find it difficult to relax. Comprehensive studies are at hand.

AQUAJET-MASSAGE.

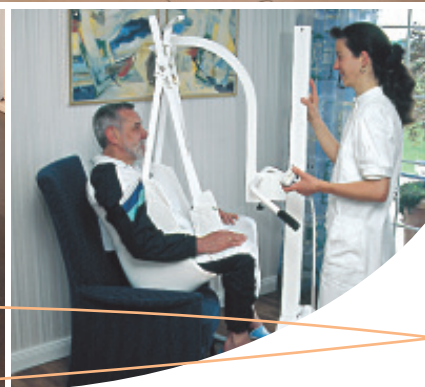
The Thermo-Spa massages from thighs to the neck like an experienced therapist. Temperature-regulated water jets are hitting against the underside of the bed surface, releasing muscle tension. In that way, the guest experiences the healing power of water without getting wet.

Elli – the hoist for the transfer between bed and bath.

Elli 800 with seat



The **hoist Elli** is the perfect partner for the nursing staff. It allows a gentle patient friendly transfer and individual care with efficient initial investments and staff deployment. Its flexibility copes with every situation. Lots of sophisticated technical details make the work easier and more comfortable.

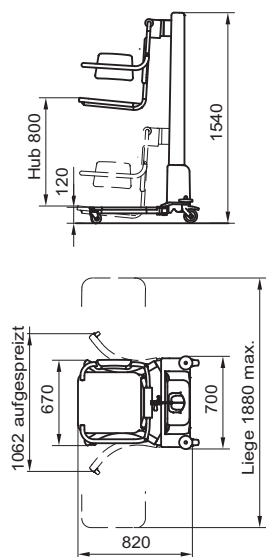


POSSIBILITIES OF USE.

- > Can be combined with seat, couch, sheet or sling systems.
- > Manifold possibilities of use due to the great hoist height: transfer into the tub, picking up from the floor, lifting out the bed or the arm chair.
- > **Stroke range 30 – 830 mm**, with lift extension 30 – 1030 mm
- > Optional scale.
- > Optional wall hang up for seat and couch (see picture).

SPECIFICATIONS.

- > For person weighing up to 150 kg.
- > Jerk-free height adjustment by electric drive, battery capacity: 100 times lifting and lowering 100 kg.
- > Mobile pneumatic manual switch (see page 17).
- > Battery charging with the power supply cable over the night.
- > Couch with well adjustable back and foot rest.
- > Good maneuverability. Lifter fits through doors.



Dimensions Elli (with lift extension)

Shower trolley.

The **shower trolley SENIOR** has been developed for an easy and gentle showering of patients. Its construction is the result of the longstanding experience of professional therapists and provides for a back friendly work posture. Lots of further details ease the showering of persons who need care.

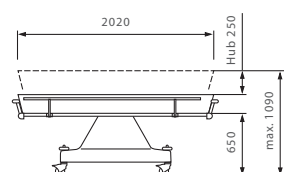


- << Elli with couch
- < Seat and couch surface are softly padded.
- < Lifter with couch in parking and charging position.

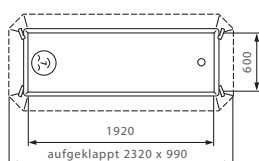


- <<<< Wall hang up for an easy exchange of seat and couch.
- <<< Due to the great stroke range, patients can be picked up from the floor.
- << Flexible use due to the adjustments options.
- < Elli (with lift extension) and sling

Air-switch >



Dimensions shower trolley



SPECIFICATIONS.

- > Jerk-free height adjustment (250 mm) by electric drive.
- > Mobile pneumatic manual switch allows being close to the patient.
- > Removable safety sliding bars.
- > Easy to manoeuvre due to the handles.
- > 2 1/2" drain for a quick emptying.
- > Softly cushioned shower couch with lateral drain channels.

Pool hoist Pooli.

POOLI II with seat



The **pool hoist Pooli** has been designed especially for the use at the edge of a pool. Due to this hoist system it is possible for people to access the water which normally cannot get in the pool via stairs or ladder. The Pooli helps here conveniently and securely.


Pooli with couch



Air-switch



A trolley is available »» for the seat as well as for the couch that allows to take the bather from the cubicle to the swimming pool. There the seat / the couch is taken off the trolley and coupled on the hoist



POSSIBILITIES OF USE.

- > The hoist can be equipped with either a seat or a couch and with or without trolley.
- > Mounted with 4 compound anchors on the floor or balustrade. Removable Pooli alternatively mounted with ground socket.
- > Robust due to stainless steel coated with plastic.
- > Individual adaptation to different types of swimming pool, with or without balustrade.

SPECIFICATIONS.

- > For persons weighing up to 150 kg.
- > Jerk-free height adjustment by electric drive.
- > Integrated electronically steered battery charger.
- > Mobile pneumatic manual switch with a 2 m long steering cable allowing to the therapist to be always close to the patient – even in the water.
- > We would be pleased to prepare an individual offer for you.

References.

Mr. Thomas Berens is very proud of the new nursing concept with tub and floating couch. "The residents enjoy the floating couch. Especially with dementia patients we realized that after they have used the floating couch, they were notably peaceful and comfortable."

Thomas Berens, General Manager
Franz Jordan Haus, Warburg

"The floating couch is particularly willingly used by patients with dementia patients with tremor and spasticity. The residence become peaceful and relaxed. Spasticity is relieved and even the tremor calms down partially. We do have more residents today who like to take a bath than before."

Patrizia Baeriswyl, Kompetenzzentrum Demenz,
Bethlehemacker, Domizil-Gruppe, Schweiz

"The residents like to use the Thermo-Spa. A seriously disabled deaf and blind girl is exuberantly happy when using the massage function, the acoustic vibrations and the breathing rate make her smile. Another resident has serious spasticity and tensions. The treatment and warmth really helps him."

Gudrun Dieffenbacher, AWO Haus Rieselfeld, Freiburg



Floating couch
in the Franz
Jordan Haus,
Warburg



Nursing tubs,
floating couches,
Domizil-Group, Switzerland



Changing table, floating couch,
lift tubs & lifter AWO, Rieselfeld,
Freiburg

EXPERIENCE WITH THE THERMO-SPA.

"We treated 54 persons of a neuropsychiatric clinic with the **Thermo-Spa Concerto**. In all cases we recognized positive changes. In summary, it can be seen that there are profound mental and physical improvements possible."

Dr. med. D. Wietelmann,
Zentrum für Psychiatrie in Emmendingen

SATISFIED CUSTOMERS.

A nursing home has deliberately chosen Trautwein tubs:

"The repair costs for our last tubs became more and more expensive and they did not comply with our high standard of hygiene. The new tubs are made of high quality acrylic material with antibacterial technology. Additionally, the tub can be easily accessed from three sides and allows an optimal handling with our lifting devices." Management of Caritas, Furtwangen

Environment friendly production – Made in Germany.

The world relies on Trautwein. Especially as far as products for physical therapy, patient care and wellness are concerned. Our over 10,000 satisfied customers on every continent include clinics, care facilities, rehabilitation centres, therapeutic practices, homes for the elderly, hotels and private customers.

100% SOLAR:

We take a responsible approach to the environment and the next generation. Our 1.800 m² solar power plant generates more than 100 percent of our whole electricity requirements. Trautwein GmbH even received an award from the WWF for its commitment to the environment.



Trautwein GmbH
Denzlinger Straße 12
79312 Emmendingen
Germany



Tel. +49 (0) 7641/46 77-30
Fax +49 (0) 7641/46 77-70
info@trautwein-gmbh.com
www.trautwein-gmbh.com

Technology for all Senses.

TRAUTWEIN